

Speed Palmistry by Pt. V.R Sharma


Email this free ebook to others, or send them to

www.Nadi-Astrology.org to get it!

SPEED

PALMISTRY

BY Pt. V.R SHARMA



A Free Book from Nadi Science India

Visit www.nadi-astrology.org

To know your destiny by just giving your thumb impression.

Speed Palmistry by Pt. V.R Sharma

Email this free ebook to others, or send them to
www.Nadi-Astrology.org to get it!

This e-book is free gift to you
From Nadi Science India Website
(<http://www.nadi-astrology.org/>)

Please pass this book on
To your friends, family members, and anyone else
you think would enjoy it.

You may send it by email.
You may distribute it via your website.
You may print it.
You may fax it.
You may frame it.
You may do anything you want with it.
EXCEPT sell it or change it.

A Free Book from Nadi Science India
Visit www.nadi-astrology.org
To know your destiny by just giving your thumb impression.

Speed Palmistry by Pt. V.R Sharma

Email this free ebook to others, or send them to
www.Nadi-Astrology.org to get it!

Did a sage from India recorded your entire life 2000 years ago?

Discover your past, present and future pre-recorded by an
Indian sage just by giving your thumb impression.

Here is what people are saying about it.

"Thank you for your insightful and beautiful prediction of my life pattern. I actually cried because it was the truest thing I've ever read! "

Cathy Schwartz

"I would just like to say how incredible nadi astrology is I am presently experiencing 90% of accuracy from my Nadi reading . I personally recommended this to my two best friends"

Richard Ferrito

"I wanted to tell you that I found my Nadi reading extremely helpful. It was very specific and accurate. This has greatly helped me to understand what is happening in my life. I would recommend Nadi-Astrology to my friends for a reading."

Laurie McClinton

Visit www.nadi-astrology.org to find out more!

A Free Book from Nadi Science India

Visit www.nadi-astrology.org

To know your destiny by just giving your thumb impression.

Speed Palmistry by Pt. V.R Sharma
Email this free ebook to others, or send them to
www.Nadi-Astrology.org to get it!

SPEED

PALMISTRY

BY Pt. V.R SHARMA

A Free Book from Nadi Science India
Visit www.nadi-astrology.org
To know your destiny by just giving your thumb impression.

Speed Palmistry by Pt. V.R Sharma

Email this free ebook to others, or send them to
www.Nadi-Astrology.org to get it!

Preface

Your hand is a map reflecting your personality, your past, and your personal potential. This book is designed to give you instant access to the ancient art of palmistry. By the time you finish reading this book you will be glad to discover that, how easily you will be able to give Amazing Character Readings, and tell the fortune of your friends –simply and Mysteriously from their hands. It's easy to learn and fun to do!

You'll learn how to interpret the length of the palm and fingers, the four hand types, thumbs, marks on the fingers, the lines, fingernails, the mounts, timing in the palm, and even the meaning of rings.

Speed Palmistry book is the most simple and easy guide for palmistry. This will make you a good palmist in just a few hours. The language is easy to understand and I can sure you that this is a good investment if you are fond of palmistry.

Without saying a word, your hands speak volumes about your personality. For example, the shape and size of your hand can help you gain insight into your strengths and weaknesses.

Do you have a long palm with long, slender fingers? If so, you have a water hand, which means you are a sensitive, sympathetic, and intuitive person who probably relies on emotions to make decisions. You may have to be careful of being overly self-critical.

Do you have a short palm with short fingers? Then you've got an earth hand, and you are practical, reliable, and productive, although you may have to watch out for becoming too single-minded or authoritarian.

Palmistry is also fun in any social gathering, mention that you read palms and you'll soon have a crowd of people eager to find out more about themselves.

Speed Palmistry is an entertaining and informative guide to Palmistry it is designed in such a way that, you'll gain a deeper understanding of yourself and the people around you just by listening to what their hands have to say.

A Free Book from Nadi Science India

Visit www.nadi-astrology.org

To know your destiny by just giving your thumb impression.

Speed Palmistry by Pt. V.R Sharma

Email this free ebook to others, or send them to
www.Nadi-Astrology.org to get it!

Table of Contents

PREFACE	
INTRODUCTION	PAGE 7
KEY DIAGRAM: POINTS OF HANDS	8
FINGER TIPS	9
FINGERS	9
PHANGLES	12
THUMB	13
WILL POWER AND REASON	14
LIFE LINE	14
QUALITY OF THE LINES	15
LINE OF HEAD	18
LINE OF HEART	23
FATE LINE	26
LINE OF SUN	27
MERCURY LINE	28
LINES OF LOVE AND AFFECTION	28
HOW TO HANDLE HANDS	30

A Free Book from Nadi Science India

Visit www.nadi-astrology.org

To know your destiny by just giving your thumb impression.

Speed Palmistry by Pt. V.R Sharma

Email this free ebook to others, or send them to
www.Nadi-Astrology.org to get it!

INTRODUCTION

Palmistry or hand reading is the art or science of reading a person's nature, secrets of the brain fate character, career and his life from the lines and lineaments on his hands. Mastering this skill needs years of study and experience but by mastering the information given in this book anyone can soon learn to be party palmist. If you are right-handed, your left hand is "passive" and shows your inherited potential - those qualities, abilities and tendencies with which you were born. Your right hand is "active" and reveals how you have either developed or changed those natural inborn characteristics. If you are left-handed, the reverse applies, so your right hand is the passive one while your left hand being active reveals what you have consciously and deliberately done with the potential you have inherited.

In many cases the shape, colour and texture of the hands and fingers plus the formation of the major lines will be similar in both hands. These are the people who for one reason or another have followed the physical, emotional and mental roads in their original life map.

However, you also will find some cases where there are one or more marked differences between the right and left hands. These belong to people who have changed the original, inherited pattern in some way and have developed new traits, abilities or health conditions which were not handed down from their ancestors.

A quick glance at both hands will reveal to which of the above categories you and your friends belong. By noting whether the changes are found in the life line, head line, heart line or other areas, you can see that the health and constitution, mental interests or emotional nature have undergone some type of transformation, for better or worse.

In this short feature it is impossible to show you how to read any one person's complete horoscope in conjunction with the hand but you will find it helpful to know his or her star sign because, in a general sense...

Fire Signs: Aries, Leo and Sagittarius increase the striving, creative, active, idealistic or spiritual qualities of the individual.

Air Signs: Libra, Aquarius and Gemini emphasize the mental, intellectual, reasoning faculties.

Water Signs: Cancer, Scorpio and Pisces give prominence to feelings, emotions, intuition, the love nature.

A Free Book from Nadi Science India

Visit www.nadi-astrology.org

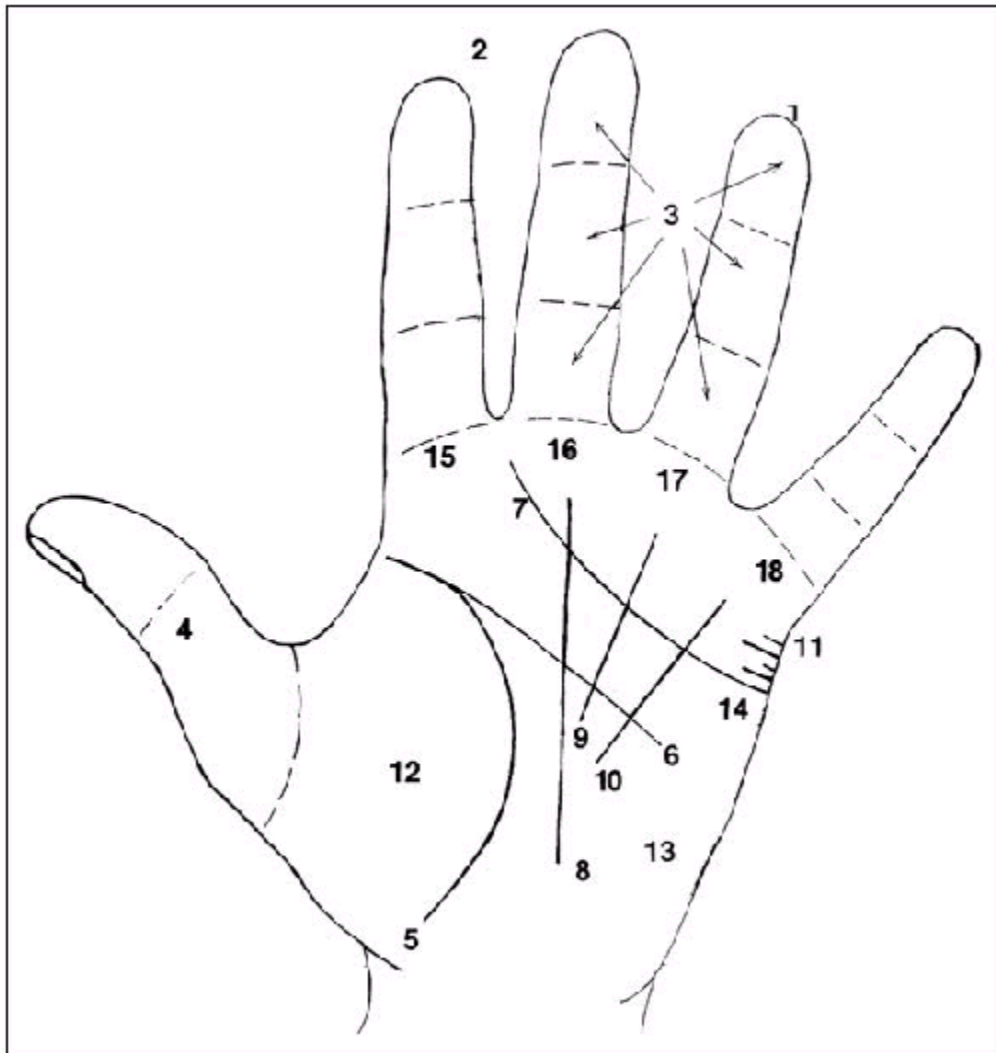
To know your destiny by just giving your thumb impression.

Speed Palmistry by Pt. V.R Sharma

Email this free ebook to others, or send them to
www.Nadi-Astrology.org to get it!

Earth Signs: Capricorn, Taurus and Virgo are more basic, fundamental, realistic, practical, down-to-earth.

THE KEY DIAGRAM: POINTS ON THE HANDS



1 Fingertips
2 Fingers
3 Phalanges
4 Thumb
5 Life line
6 Head Line

7 Heart line
8 Fate line
9 Sun line
10 Mercury Line
11 Lines of love and affection
12 Mount of Venus

13 Mount of Moon
14 Mount of Mars
15 Mount of Jupiter
16 Mount of Saturn
17 Mount of Apollo
18 Mount of Mercury

A Free Book from Nadi Science India

Visit www.nadi-astrology.org

To know your destiny by just giving your thumb impression.

Speed Palmistry by Pt. V.R Sharma

Email this free ebook to others, or send them to www.Nadi-Astrology.org to get it!

The Key Diagram gives points to look at on both hands. Always remember to compare them to see what factors in the passive hand have been changed in the active one.

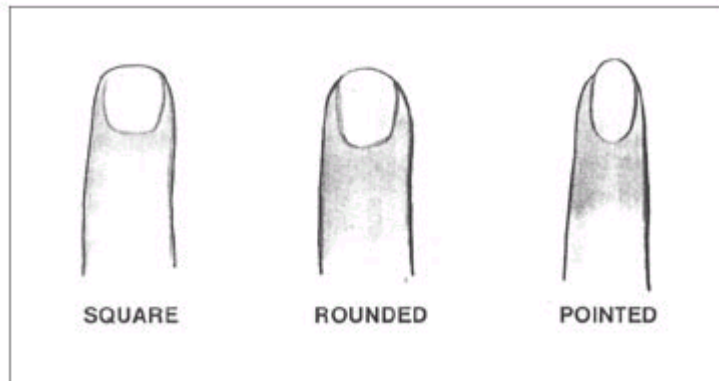
1. FINGERTIPS

The fingertips usually will be either square, rounded or pointed or even a mixture of these.

Square tips signify a practical, realistic, rather down-to-earth person who likes method and order, especially if born in the Star Sign of Capricorn, Taurus or Virgo.

Pointed tips are fairly rare because they are the hallmark of a person not interested in the material, practical side of life, preferring to live in a world of fantasy, imagination, idealism and dreams. They usually possess poetic, musical or artistic abilities but, as they lack drive and practical application, they seldom do much about using them

Rounded tips give a nice balance between the square-tipped realist and the pointed-tipped dreamer. These belong to the average person who appreciates the finer things of life but who also recognizes the need to attend to the practical necessities of day-to-day living.



2. FINGERS

Most people have fingers of normal length but you will find some, which are either very short or very long when compared with the size of the palm.

Short fingers (see Diagram 2A) belong to people who hate to beat around the bush. They think and act quickly and cannot be bothered with lots of small, fussy details. Slow, careful analysis bores them; instead, they like to go straight to the point.

A Free Book from Nadi Science India

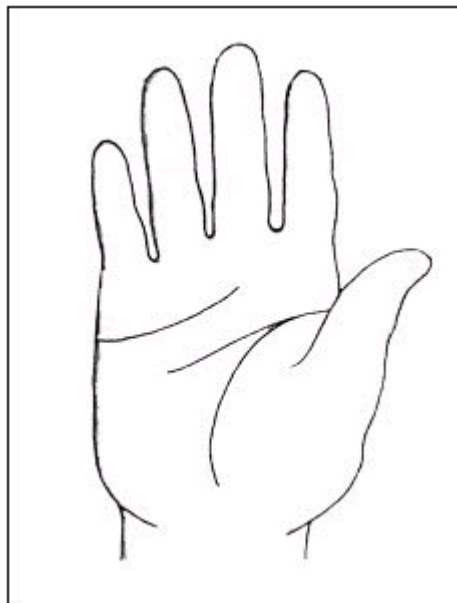
Visit www.nadi-astrology.org

To know your destiny by just giving your thumb impression.

Speed Palmistry by Pt. V.R Sharma

Email this free ebook to others, or send them to

www.Nadi-Astrology.org to get it!



DIGRAM 2A

Long fingers (see Diagram 2B) belong to people who think, Move and act very slowly. They are careful, attentive to small details and seldom will do anything without thinking of all the pros and cons; consequently, they often miss opportunities. Fast, efficient or impatient people will become exasperated by the way long-fingered people give slow, detailed, drawn-out accounts of everything they discuss.

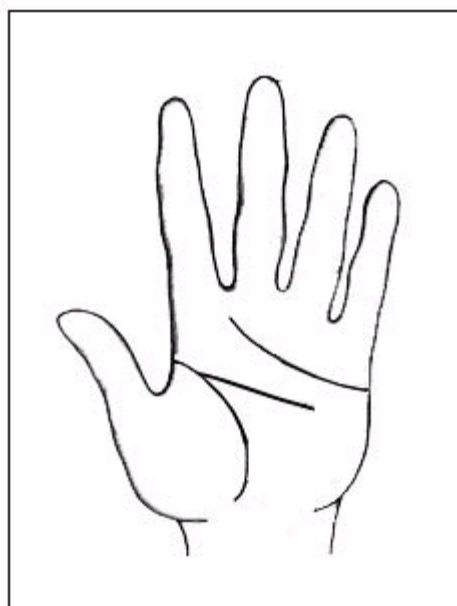


DIAGRAM 2B

A Free Book from Nadi Science India

Visit www.nadi-astrology.org

To know your destiny by just giving your thumb impression.

Speed Palmistry by Pt. V.R Sharma

Email this free ebook to others, or send them to
www.Nadi-Astrology.org to get it!

Smooth fingers (see Diagram 2C) are on people who are guided their feelings, first impressions. They are quick to think and act and their motivations are based on intuition or inspiration rather than on cold, hard facts, reason, logic and rational analysis. They appreciate all that is refined and beautiful.




DIAGRAM 2C

Knotted fingers (see Diagram 2D) belong to people who seldom make snap judgments, because they like to analyze and thoroughly investigate all the facts. They reason things out rather than act on feelings or sentiment. If they carry these characteristics to excess, these people can be quite skeptical and lacking in imagination.

A Free Book from Nadi Science India

Visit www.nadi-astrology.org

To know your destiny by just giving your thumb impression.

Speed Palmistry by Pt. V.R Sharma

Email this free ebook to others, or send them to
www.Nadi-Astrology.org to get it!

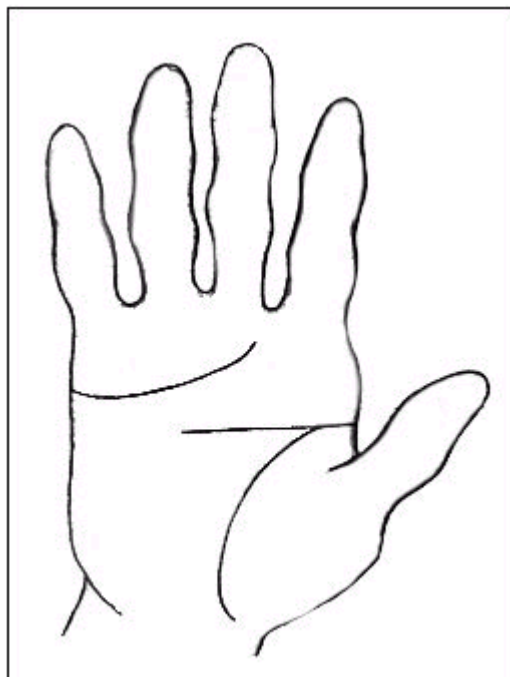


DIAGRAM 2D

3. PHALANGES (DIAGRAM 3)

The phalanges on the eight fingers are divided into three groups shown by A, B, C in Diagram 3: "A" corresponds to the physical plane, "B" to the emotional plane, "C" to the mental plane.

In most cases, as you look at each finger, the length and thickness of the three phalanges will be about the same, indicating a normal balance between the physical, emotional and mental facets of a person's makeup. However, if one of the groups - that is, all the As, Bs or Cs - is noticeably thicker, thinner, longer or shorter than the other two groups, the person concerned will place much more emphasis on one aspect of life - physical emotional or mental.

A Free Book from Nadi Science India

Visit www.nadi-astrology.org

To know your destiny by just giving your thumb impression.

Speed Palmistry by Pt. V.R Sharma

Email this free ebook to others, or send them to www.Nadi-Astrology.org to get it!

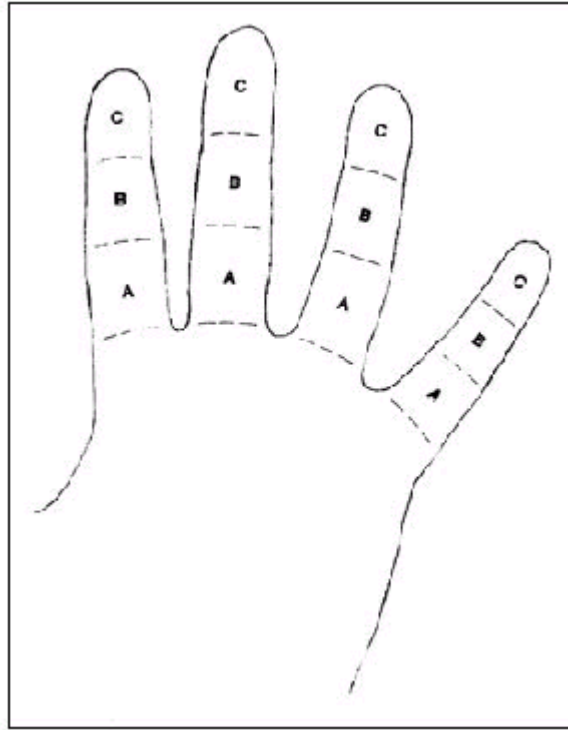


DIAGRAM 3

4. THUMB

There are many things to look for when studying the thumb, which is certainly one of the most important indicators on the hand. As with the fingertips, note whether the thumb's tip is square, rounded or pointed, thus indicating a bias toward a practical, artistic or idealistic nature.

Stiff thumb - that is, one that is fairly rigid and inflexible so the tip will not bend backward to any noticeable degree - indicates that the person is stubborn, has fixed ideas, does not easily adapt to changing circumstances, derives more satisfaction from saving money than from spending it and does not tend to be naturally generous.

Flexible thumb is found when the nail phalange bends back without resistance. It indicates a generous-natured person who enjoys giving or spending and is versatile, adaptable, restless, changeable, tolerant, flexible, interested in many things and willing to listen to new ideas.

Large thumb indicates strength, achievement, capability, self-reliance, confidence and inner power. It belongs to a person who can be a leader, a doer. A large thumb adds its strength to other factors in the hand.

A Free Book from Nadi Science India

Visit www.nadi-astrology.org

To know your destiny by just giving your thumb impression.

Speed Palmistry by Pt. V.R Sharma

Email this free ebook to others, or send them to
www.Nadi-Astrology.org to get it!

Small thumb indicates a weak character - one who will follow rather than lead. There is little determination or will to win so this person is easily defeated. A small thumb weakens good qualities elsewhere on the hand.

Medium thumb is the average, neither large nor small, so it endows its owner with the potential to achieve an average degree of success.

WILLPOWER AND REASON

The first phalange of the thumb (the one with the nail) relates to willpower and determination; the second phalange relates to reason and logic.

In average hands the second phalange is slightly longer than the nail phalange, indicating normal balance of willpower and reason, found in people who formulate plans and then have the determination to carry them through to a successful conclusion. However, if the second phalange is noticeably longer than the nail phalange, the person thinks about all the things and plans which he intends to put into action but does not have sufficient drive, determination and willpower to translate those ideas into practical reality.

When the nail phalange is longer than the second phalange, the person's reason is overshadowed by willpower, so he or she is the type who acts first and thinks afterwards. This type can be too willful and determined for their own good.

LIFE LINE

The normal type of lifeline is shown at Number 5 in the Key Diagram. It begins at the side of the palm between the thumb and index finger, swings out around the Mount of Venus and usually (although not always) terminates near the wrist. It could be called the Line of Constitution because* it gives indications, about your state of health and physical constitution. In reading the lifeline, it is important to co-ordinate it with a person's age. To help you do this, refer to Diagram 5 where you will see how the approximate age in years is marked along the lifeline. By noting where specific marks or changes appear in the line, you can assess at what age important events will occur.

To put many people's minds at rest let me assure you that a short lifeline does not necessarily mean a short life. However, since it does relate to the health and constitution, if the life lines are short on both hands it is an indication that a serious depletion of strength and vitality, plus a weakening of the constitution, will occur after the age at which the lines end. The following descriptions will help you to read and understand the lifeline.

A Free Book from Nadi Science India

Visit www.nadi-astrology.org

To know your destiny by just giving your thumb impression.

Speed Palmistry by Pt. V.R Sharma

Email this free ebook to others, or send them to
www.Nadi-Astrology.org to get it!


QUALITY OF THE LINES

The quality of all the lines is important because it strengthens or weakens the functions they represent.


1. A deep, well-defined line is an excellent indication.




2. A thin line is not defective but does reduce its strength.




3. A shallow line weakens the good qualities.




4. Broken lines indicate major problems during the duration of the break, although the results are not so serious if they overlap.




5. A chained line dissipates its strength and significance.



6. An island indicates problems at the age, which corresponds with its position on a line.



7. A fragmented line is defective.



A Free Book from Nadi Science India

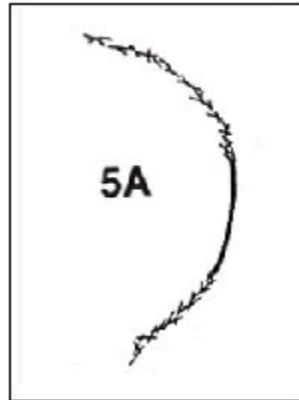
Visit www.nadi-astrology.org

To know your destiny by just giving your thumb impression.

Speed Palmistry by Pt. V.R Sharma

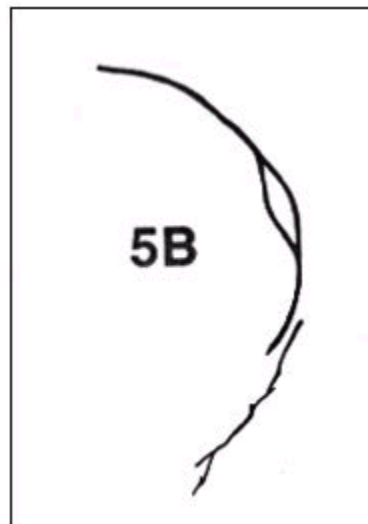
Email this free ebook to others, or send them to
www.Nadi-Astrology.org to get it!

In Diagram 5A the constitution was not robust until the age of 35. From then until nearly 60 health was excellent but the person went into a decline for his remaining years.



DIGRAM 5A

In 5B the early life was good but a serious setback in health occurred while the lifeline was divided into an island from the age of 26 to 38, after which the person recovered. At about 50 another health problem arose but, because the ends of the broken lifeline overlap, he recovered. However, his health was never quite as strong again, as shown by the thinner, weaker quality of the remaining section of the line.



DIGRAM 5B

In 5C the lifeline appears to be weak, shallow and chained. This normally would indicate a weak constitution but, because a line of Mars runs inside and parallel

A Free Book from Nadi Science India

Visit www.nadi-astrology.org

To know your destiny by just giving your thumb impression.

Speed Palmistry by Pt. V.R Sharma

Email this free ebook to others, or send them to
www.Nadi-Astrology.org to get it!

to the lifeline, it supplies the necessary strength and vitality to counteract the poor quality of the lifeline. The line of Mars is not found in many hands but, when seen, is a valuable asset for good health.

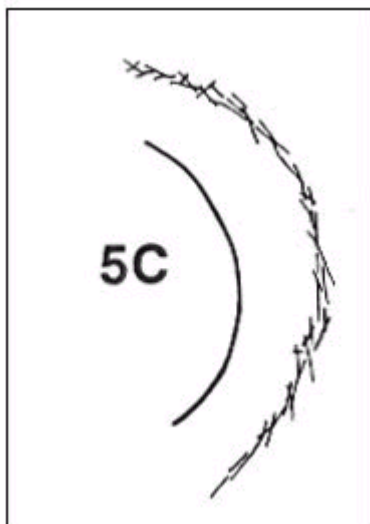


DIAGRAM 5C

In 5D there is a break in the lifeline indicating a serious health problem from about 38 to 45. However, this break is protected by a box-like pattern of small lines, making it possible for a complete recovery.

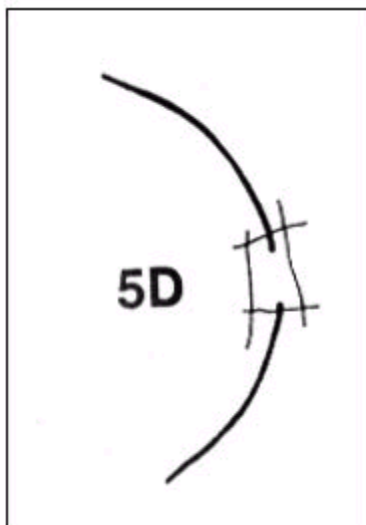


DIAGRAM 5D

A Free Book from Nadi Science India

Visit www.nadi-astrology.org

To know your destiny by just giving your thumb impression.

Speed Palmistry by Pt. V.R Sharma

Email this free ebook to others, or send them to
www.Nadi-Astrology.org to get it!

In 5E the life line changes its normal direction from about 43 to 54, showing that some change in the person's lifestyle affected the health but not adversely so.

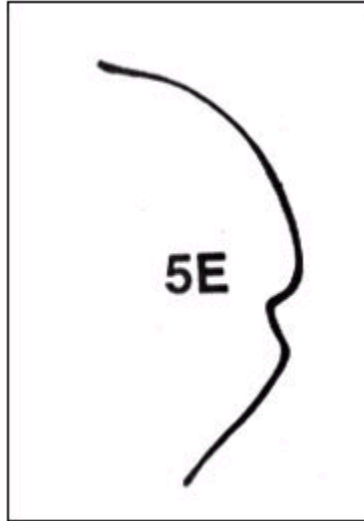


DIAGRAM 5E

6. HEAD LINE

The head line begins at the side of the palm between the thumb and index finger, then runs across the palm above the life line, as shown at Number 6 in the Key Diagram. What we are and what we do in life depends on our mind and the way we think, so the headline is a vitally important indicator.

In general, the length of the line measures a person's intelligence. If short and extending only halfway across the palm, it indicates limited mental capacity. Anything less than halfway is rare and must be considered a serious deficiency of mind. If the headline crosses right over to the other edge of the palm it is too long head definitely rules heart.

Carefully note the mental potential shown in the headline on the passive hand, then compare it with the one on the active hand to see if the person has changed, developed or retarded his inherited mental ability.

The headline and lifeline usually join where they begin between the thumb and index finger. It is only when the head line breaks away and becomes a separate line that the person cuts the mental apron strings; while the two lines are united

A Free Book from Nadi Science India

Visit www.nadi-astrology.org

To know your destiny by just giving your thumb impression.

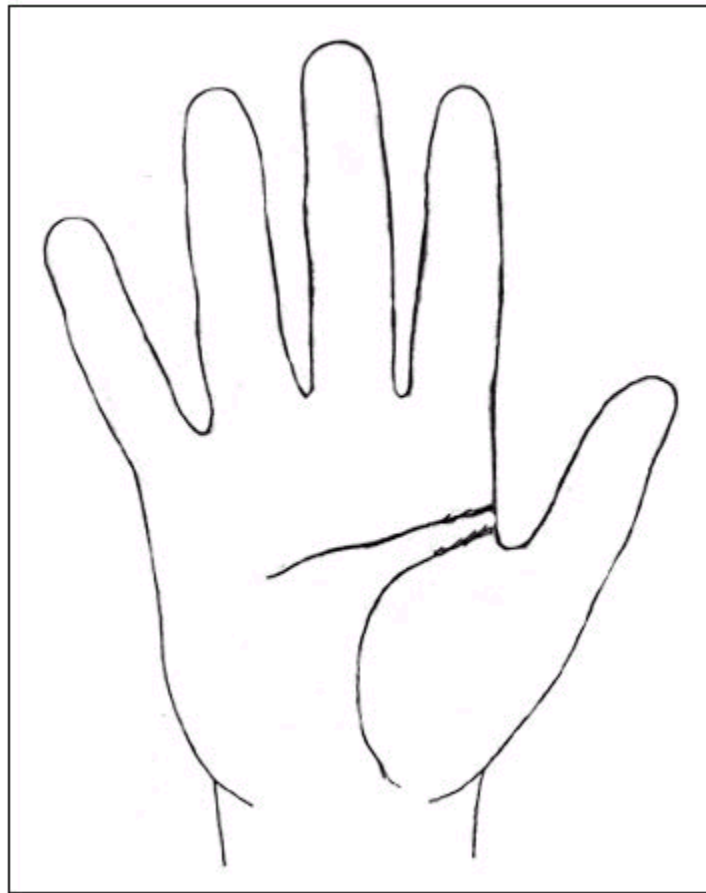
Speed Palmistry by Pt. V.R Sharma

Email this free ebook to others, or send them to
www.Nadi-Astrology.org to get it!

he or she is I strongly influenced by family background. Some people achieve self reliance and self-determination early in life while others do so much later.

You can discover when this mental independence will be found by calculating the age on the lifeline where the headline breaks away.

In some cases the headline begins above the lifeline and at no time are they joined together (see Diagram 6). This is the hallmark of an independent person and the wider the gap which separates the two lines, the greater will be the desire for freedom, self reliance, individuality and independence.



The quality of the headline will reveal much about the state of the nervous system. A well-defined, clear, deep line indicates a strong, healthy condition but if the line is shallow, chained and broken or made up of little islands, the person is highly strung, restless, nervy and lacking in inner serenity.

In this case, the fingernails may be brittle and fluted with little ridges Instead of being strong and quite smooth.

A Free Book from Nadi Science India

Visit www.nadi-astrology.org

To know your destiny by just giving your thumb impression.

Speed Palmistry by Pt. V.R Sharma

Email this free ebook to others, or send them to
www.Nadi-Astrology.org to get it!

Diagram 6A shows the head line in its normal position but a branch line rises from it and goes up to the Mount of Jupiter under the index finger. This person is ambitious to achieve success, greatness or even fame in mental, artistic or

material pursuits. This is a good indication that life generally will follow an upward course. The direction the headline follows across the palm is extremely important.




DIAGRAM 6A

In Diagram 6B it runs straight across toward the Mount of Mars. This is a sure indication of a practical thinker with the emphasis on facts, logic and commonsense. Unless the fingertips are pointed, there will be a lack of imagination, versatility and mental adaptability. Square tips will make the person even more factual.

A Free Book from Nadi Science India

Visit www.nadi-astrology.org

To know your destiny by just giving your thumb impression.

Speed Palmistry by Pt. V.R Sharma

Email this free ebook to others, or send them to

www.Nadi-Astrology.org to get it!

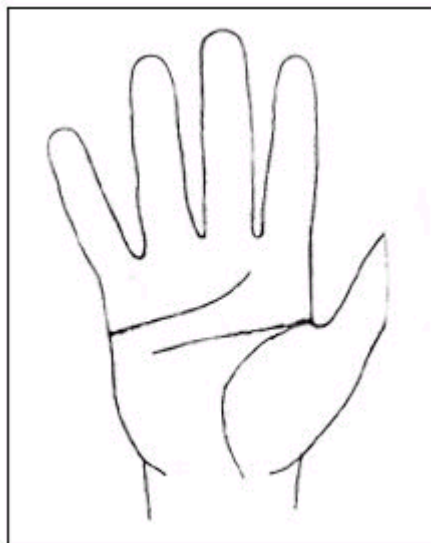


DIAGRAM 6B

In Diagram 6C the headline slopes down toward the Mount of the Moon. This indicates a sensitive, impressionable, imaginative person who is not preoccupied with practical concerns.

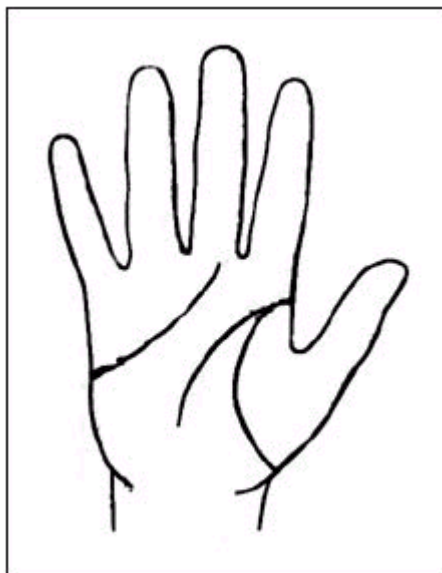


DIAGRAM 6C

Diagram 6D shows the headline drooping too far down on to the Mount of the Moon where it is also broken by chains or islands. In this case there is too much imagination and the person constantly lives in a world of fantasy.

A Free Book from Nadi Science India

Visit www.nadi-astrology.org

To know your destiny by just giving your thumb impression.

Speed Palmistry by Pt. V.R Sharma

Email this free ebook to others, or send them to
www.Nadi-Astrology.org to get it!

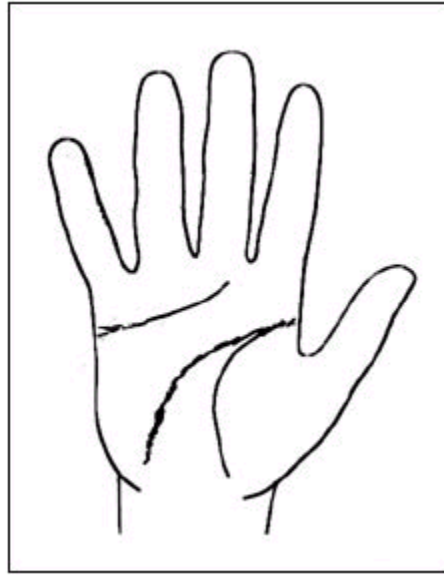


DIAGRAM 6D

In Diagram 6E the head line is forked, one part going towards the practical Mount of Mars, the other to the imaginative Mount of the Moon. This person can see the two sides of any situation and is adaptable, versatile and broadminded. The stronger, deeper or longer half of the fork will reveal whether the person is more practical or more imaginative.

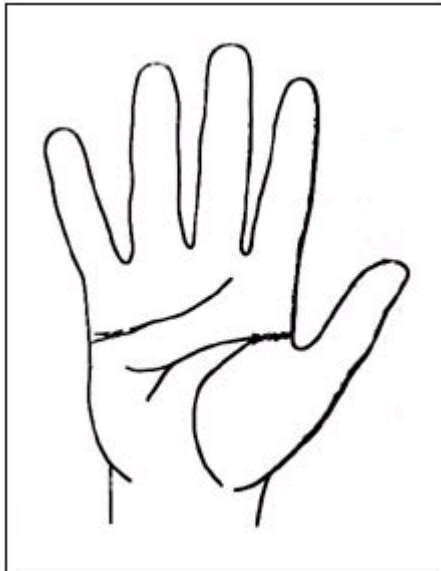


DIAGRAM 6E

If at some point in the headline you see that it veers off course, becomes shallow or chained or contains an island (see Diagram 6F), you know that

A Free Book from Nadi Science India

Visit www.nadi-astrology.org

To know your destiny by just giving your thumb impression.

Speed Palmistry by Pt. V.R Sharma

Email this free ebook to others, or send them to www.Nadi-Astrology.org to get it!

something had a marked effect on the mind for the duration of the particular change in the line.

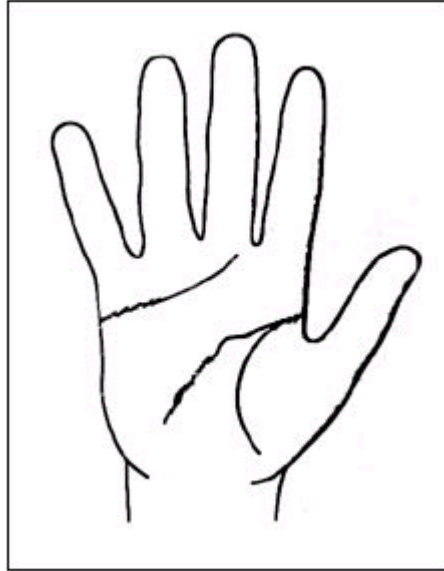


DIAGRAM 6F

There are literally dozens of possible variations in the shape, direction, ending point, branch lines and markings on the headline.

7. HEART LINE

The heart line normally begins near the Mount of Jupiter or the Mount of Saturn, traverses the palm under the Mounts of Apollo and Mercury and ends on the outer edge of the hand beneath the little finger. The heart line not only reveals the strength or weakness of the physical heart - it shows the character and nature of the affections as well.

In rare cases the heart line is absent, indicating a person who at times can be cold, heartless and selfish, particularly if the hands and fingers are thin and pale.

The heart line's starting point tells you a great deal about a person's attitude to love. In Diagram 7 the line begins on the Mount of Jupiter, indicating a person to whom true love is all-important. He or she has the capacity to adore a loved one and is very demonstrative in expressing feelings, emotions and affections. Person with this type of heart line is likely to marry someone very ambitious for their partner's own success.

A Free Book from Nadi Science India

Visit www.nadi-astrology.org

To know your destiny by just giving your thumb impression.

Speed Palmistry by Pt. V.R Sharma

Email this free ebook to others, or send them to
www.Nadi-Astrology.org to get it!




DIAGRAM 7

In Diagram 7A the heart line begins on the Mount of Saturn. This person does not wear his heart on his sleeve, is reserved or even inhibited about expressing feelings and emotions and is certainly not all that demonstrative in matters of love.

A Free Book from Nadi Science India

Visit www.nadi-astrology.org

To know your destiny by just giving your thumb impression.

Speed Palmistry by Pt. V.R Sharma

Email this free ebook to others, or send them to
www.Nadi-Astrology.org to get it!




DIAGRAM 7A

In Diagram 7B the heart line begins between the Mounts of Jupiter and Saturn, indicating a person whose attitude to love is neither of the two previous extremes but is one of moderation. The affections are strong but he is sensible and unlikely to be foolishly carried away by his feelings, emotions and sentiments.

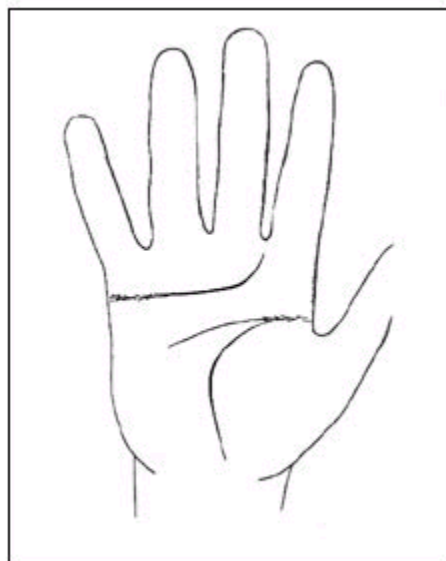


DIAGRAM 7B

If the heart line begins with a fork comprising two or even three prongs, the person's heart is likely to rule his head unless the headline is strong and straight.

If the heart line begins close to or joins the headline, you can be certain that head will rule heart.

A Free Book from Nadi Science India

Visit www.nadi-astrology.org

To know your destiny by just giving your thumb impression.

Speed Palmistry by Pt. V.R Sharma

Email this free ebook to others, or send them to
www.Nadi-Astrology.org to get it!

8. FATE LINE

This is also known as also known as the Saturn line, because it begins from the base of the palm and ends on or near to the mount of Saturn, as shown a Number 8 in the chart key Diagram.

The fate line can emerge from different places and can accordingly end at different places. This line emerges sometimes from the Mount of Moon or just above the wrist or sometimes just below the lifeline or from the life line itself. This line usually ends on the Mount of Saturn, Jupiter or Sun. Accordingly the fortune of a person is changed or transformed.

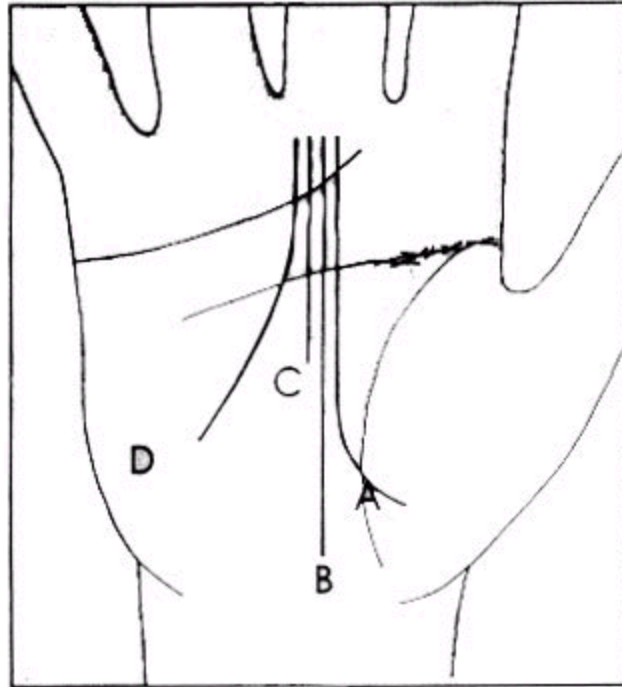


DIAGRAM 8

When the line of fate rises from the line of life and from that point on is strong, success and riches will be won by personal merit, but if the line be marked low down near the wrist and tied down, as it were, by the side of the life-line, it tells that the early portion of the subject's life will be sacrificed to the wishes of parents or relatives.

A Free Book from Nadi Science India

Visit www.nadi-astrology.org

To know your destiny by just giving your thumb impression.

Speed Palmistry by Pt. V.R Sharma

Email this free ebook to others, or send them to
www.Nadi-Astrology.org to get it!

When the Line of Fate commences at the wrist and goes straight and clear to its termination on Saturn, it denotes a strong personality and is generally a good sign to have. It is a sign of extreme good fortune and success.

When Line of fate originates from Mount of Luna then, success is far more changeable and uncertain, fate and success will be more or less dependent on the fancy and caprice of other people. This is very often found in the case of public favorites.

When the line of fate rises from the line of head, and that line be well marked, then success will be won late in life, after a hard struggle and through the subject's talents.

When it rises from the line of heart extremely late in life, after a difficult struggle success will be won.

9. SUN LINE

This is also known as the line of Apollo, because it begins somewhere on the palm and ends on or near the Mount of Apollo, as shown at Number 9 in the chart Key Diagram.

The sun line is the hallmark of brilliance and creativity but before deciding how and where the possessor of this line will "shine", it is essential to look at the phalanges, fingertips, thumb and headline to see whether it will be in practical, artistic, emotional, mental, imaginative or material and financial pursuits. It would be wrong to promise a brilliant career in business if the fingertips are pointed, the thumb short and weak and the headline droops to the Mount of the Moon.

A long, deep, strong, straight line indicates the maximum intensity of brilliance, creativity, talent, fame and subsequent wealth. These potentials decrease as the sun -line becomes thin, short, shallow, wavy, broken, chained or islanded.

Apply the same formula to correlate age on the sun line as you used for the fate line and you will discover the periods in life when, a person will shine or even achieve some fame.

When the sun line operates during the latter years of life, as shown in Diagram 9, efforts made during the earlier years will be crowned with eventual success and, unless there are health defects shown on the Line of Constitution, mature life will be wonderful.

A Free Book from Nadi Science India

Visit www.nadi-astrology.org

To know your destiny by just giving your thumb impression.

Speed Palmistry by Pt. V.R Sharma

Email this free ebook to others, or send them to
www.Nadi-Astrology.org to get it!

Many hands do not contain a sun line and while this certainly does not indicate failure in life, the person is unlikely to achieve brilliance and fame.

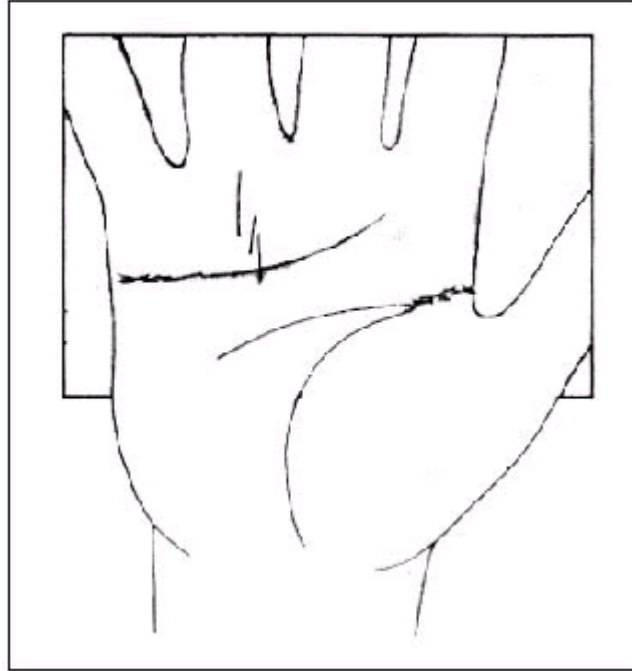


DIAGRAM 9

10. MERCURY LINE

The Mercury line begins on the palm and rises up to the Mount of Mercury under the little finger, as shown, at Number 10 in the Key Diagram. Many hands do not contain this line but when it is found it gives information about the state of health of the digestive system, stomach, liver and the intestinal tract. A clear-cut, deep line is good but it is better to have no Mercury line at all than one -which is broken or full of other defects.

11. LINES OF LOVE AND AFFECTION

When found, they are situated on the side of the hand between the base of the little finger and the end of the heart line, as shown at Number 11 in the Key Diagram. If you do not have those lines it doesn't mean you will never feel affection but it does mean that your emotional relationships do not make a really deep impression on you.

A Free Book from Nadi Science India

Visit www.nadi-astrology.org

To know your destiny by just giving your thumb impression.

Speed Palmistry by Pt. V.R Sharma

Email this free ebook to others, or send them to www.Nadi-Astrology.org to get it!

There may be one or several of these lines on your hand, indicating one or more love affairs, those which are deep and well-defined correspond with the people with whom you fall deeply in love. They are certainly "affairs to remember". If a line is thin and faintly etched, your emotional response to the person represented by that particular line is not intense.

You can assess at what age a mild, moderate or deep love affair will occur by locating the position of faint, medium or deep lines on the time scale, as shown in Diagram 11.

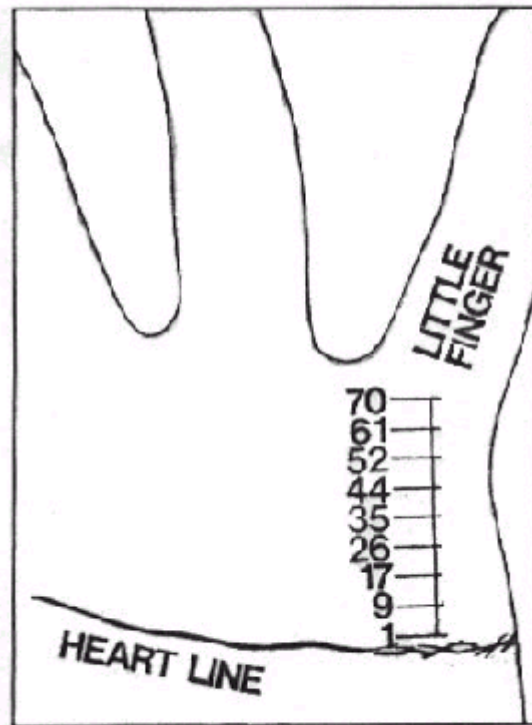


DIAGRAM 11

A Free Book from Nadi Science India

Visit www.nadi-astrology.org

To know your destiny by just giving your thumb impression.

Speed Palmistry by Pt. V.R Sharma

Email this free ebook to others, or send them to
www.Nadi-Astrology.org to get it!

How to Handle Hands

In the first place, I would advise, the student to seat himself opposite, his subject, so that a good light may fall directly on the hands. I would also advise that no person be allowed to stand or sit in close proximity, as unconsciously a third person will distract the attention of both subject and palmist. There is no special time absolutely for the successful reading of hands. In India they advocate the hour sunrise, but that is merely because of the fact that the circulation of the blood is stronger at the extremities in the early morning, than after the fatigue of the day, consequently the lines are more coloured and distinct. By placing the subject directly opposite, the student is in a better position to examine both hands at the same time. In proceeding with the examination, first notice carefully the type of the hands belong to, whether the fingers are in keeping with the palm, or in themselves relate to a distinct class; next carefully examine the left hand, then turn to the right-see what modifications and changes have occurred there, and, make the right hand the basis of your reading.

On all important point such as illness, death, loss of fortune marriage, and so forth, see what the left promises before coming to the conclusion that this or that event will take place

Hold whatever hand you are examining firmly in yours; press the fine of mark till the blood flows into it you will see by this means the tendencies of its growth.

Examine every portion of the hand-back front nails, skin, colour-before speaking the first point should be the examination of the thumb, see whether it is long, short, or poorly developed; whether the will-phalange is firm of supple, whether it is strong or weak. Then turn your attention to the palm; note whether is hard, soft, or flabby.

I would next advise you that you remark the fingers--their proportion to the palm, whether long or short, thick or thin; class them as a whole, according to the type they represent, or if they be mixed, class each individual finger. Then notice the nails, for their bearing on temper, disposition and health.

Finally, after carefully examining the entire hand, turn your attention to the mounts: see which mount or mounts have the greatest prominence; and then proceed to the lines there is no fixed rule as to the line to examine first; the best plan, however, is to start the lines of life and health combined, then proceed to the line of head, the line of destiny, the line of heart, and so on.

A Free Book from Nadi Science India

Visit www.nadi-astrology.org

To know your destiny by just giving your thumb impression.

Speed Palmistry by Pt. V.R Sharma

Email this free ebook to others, or send them to
www.Nadi-Astrology.org to get it!

Speak honestly, truthfully, yet carefully. You can tell the plainest truths, but you need not shock or hurt your consultant by doing so. Be as careful with that complicated piece of humanity before you as you would be in handling a fine and delicate piece of machinery. Above all things, you must be sympathetic: take the deepest possible interest in every person whose hands you read; enter into their lives, their feelings and their natures.

Let your entire ambition be to do good, to be of some benefit to the person who consults you. If this be the foundation of your work, it will never tire or distress you; on the contrary, it will sustain you. If you meet friends, be thankful for their friendliness; if you meet enemies; be not argumentative for the sake of argument. Think of your work first, of self-last.

A Free Book from Nadi Science India

Visit www.nadi-astrology.org

To know your destiny by just giving your thumb impression.

Speed Palmistry by Pt. V.R Sharma

Email this free ebook to others, or send them to
www.Nadi-Astrology.org to get it!

FREE EMAIL HOROSCOPES

Get your **personalized** free weekly horoscope, with articles written by our specialized astrologers. To subscribe visit www.nadi-astrology.org now!

A Free Book from Nadi Science India

Visit www.nadi-astrology.org

To know your destiny by just giving your thumb impression.